

23RD SOUTH AFRICAN NATIONAL QUILT FESTIVAL

COLLEGIATE GIRLS' HIGH SCHOOL
GQEBERHA

7 - 11 JULY 2026

Sew Awareness



A celebration of quilting & textile art as a medium
for promoting environmental awareness

PFAFF

Perfection starts here.™

011 450 3914

Sales.marketing@pfaffsa.co.za

**Introducing
The New...**



quilt expression™ 725

Contents

SAQG Foreword & Welcome	2
Dias Quilters' Guild Welcome	3
Venue info & School map	4
Festival Committee	6
Why Sew Awareness?	7
Sew Awareness - A Viewpoint	8
Daily Schedule	10
Dates & Ticket Sales	12
Registration, Cancellation Policy & Admission	13
Info Desk & Indemnity	14
Special Events	15
Special Exhibitions	16
Vendors & Vendor Map	18
Catering	19
Accommodation & Parking	20
Photography	22
Quilt Exhibition	23
Quilt Competition, Rules & Categories	24
Judged Quilt Awards	27
Jurors	28
Judges	30
Workshop Policy & Etiquette	32
Skill Levels	34
Teachers	36
Workshop Schedules	38
Tuesday 7th Workshops	42
Wednesday 8th Workshops	50
Thursday 9th Workshops	58
Friday 10th Workshops	65
Saturday 11th Workshops	72
At A Glance - Lunchtime Lectures	77
Your Notes	78
Acknowledgements	79

Foreword



The South African Quilters' Guild (SAQG) has been the coordinating body of quilting in South Africa since 1989 with affiliation by Regional Guilds, Country Groups and individual members. As a non-profit Public Benefit Organization, it promotes and fosters environments where interested South Africans can reach their full potential in quilt-making. The South

African National Quilt Festival, hosted under the auspices of the SAQG, offers such opportunities to participants.

“Sew Awareness”, the 23rd SA National Quilt Festival, hosted by the Dias Quilters' Guild, promises to be a true celebration of quilting and textile art! It will encompass a judged Quilt Competition, exhibitions as well as a range of workshops, demonstrations and lectures. We also invite you to enjoy an array of vendors and to share in the camaraderie as we celebrate quilting in South Africa as a medium for promoting environmental awareness in 2026.

Find more information about the SAQG on www.quiltsouthafrica.co.za

Welcome

The Dias Quilters' Guild members warmly welcome all quilters and visitors to Nelson Mandela Bay, as we proudly host the 23rd South African National Quilt Festival – SEW AWARENESS.

Our Festival will be a vibrant tapestry of creativity, craftsmanship and community spirit. We are delighted to have you join us in honouring the rich tradition of quilting, an art which weaves history, culture and personal expression together.

Our festival will showcase a stunning array of quilts, each a masterpiece in its own right. We encourage you to wander through the Exhibition Halls and marvel at the intricate patterns, vibrant colours and innovative techniques on display.

For those eager to learn and hone their skills, our festival offers a wide variety of workshops and demonstrations as well as lectures.

There are shopping opportunities galore in our Vendor's Mall and Alley, which we are confident, will not disappoint you.


Our festival aims to foster community and connection, by bringing together quilters from all over the world to share, learn and celebrate while fostering new friendships.

Enjoy your time with us. We are delighted to have you join us.

Sonja Gouveia - Chairlady, Festival Committee

Welcome from the Dias Quilters' Guild

A warm welcome from the Dias Quilters' Guild to all those attending the **Sew Awareness 2026 National Quilt Festival** in Gqeberha. The idea for our theme was born at the Turtle Rehabilitation Hospital here in Gqeberha when a passionate quilter, a textile artist, a marine biologist and a childhood educator got together and discussed possibilities. This is the kind of collaboration across all walks of life that quilting and textile art make possible.



For the last few years the Festival Committee, led by Sonja Gouveia, with the support from all our guild members, has worked tirelessly to bring our vision of a quilt festival that celebrates the possibilities for promoting environmental awareness through the medium of textile art and quilting to South Africa and the world. It has been a privilege to be part of that process and while no words of gratitude and appreciation seem sufficient - thank you everyone, you have been brilliant.

This year, the Dias Quilters' Guild celebrates it's 40th anniversary and, as one of the oldest guilds in South Africa, we are proud to mark our 4 decades of history with a Festival that brings quilters together from all over our country to celebrate with us.

Sew Awareness 2026 would not have been possible without the dedication and enthusiasm of our members and the generosity of all our sponsors.

Thank you everyone for all you have given to make this possible.

I wish each of you attending our Festival a phenomenal learning and sharing experience, filled with moments of awe, wonder, laughter and new friendships.

Chiquita Vosloo - Guild Chairlady

Detailed information is available online
www.sewawareness2026.co.za



The 23rd South African National Quilt Festival will be held at
Collegiate Girls' High School
Kestell St, Parsons Hill, Gqeberha (Port Elizabeth), 6000
Eastern Cape Province, South Africa.

Collegiate Girls' High School was founded in 1874. From their campus in Parsons Hill, it continues to offer teaching and extra-curricular activities through nurturing engagement. As one of the oldest schools dedicated to girls' education, Collegiate is a reputable educational institution known for its part in learners' holistic upbringing.

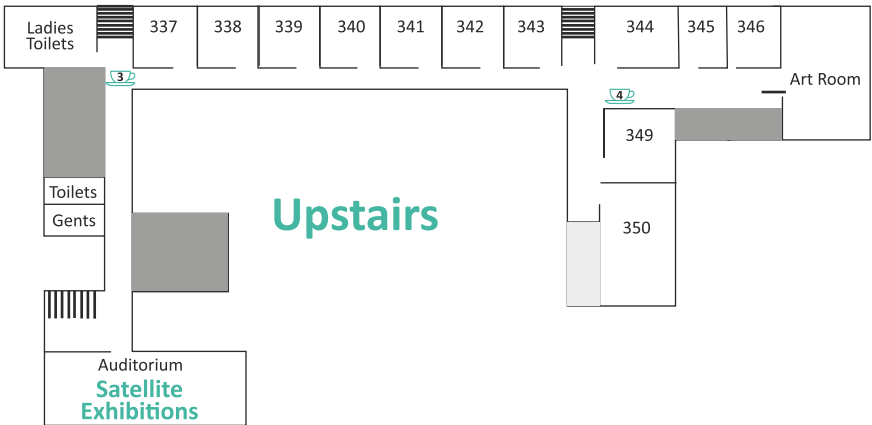
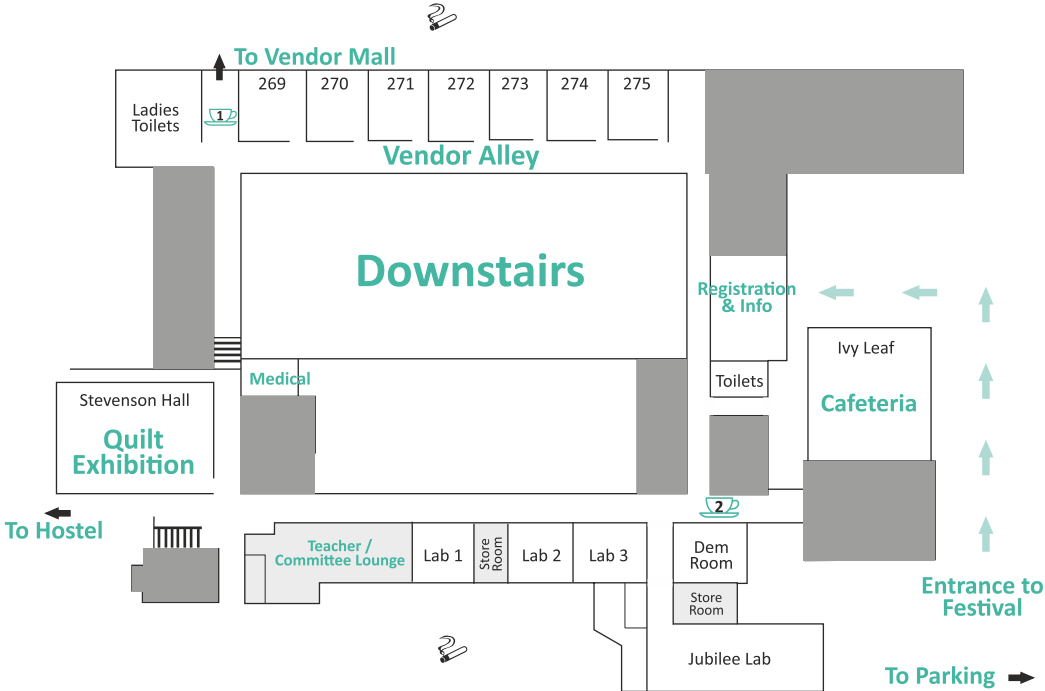
Although the school's traditions and ethos are based on Christian values and beliefs, there is a full acceptance of and a respect for other religious faiths. Furthermore, Collegiate is committed to creating a school environment that is conducive to each person claiming the right to feel loved and welcome. The five values: integrity, compassion, responsibility, respect and a good work ethic are promoted and ascribed to.

The main building, graceful and dignified, and ringed by gardens and playing fields, encompasses all the academic and boarding facilities in one compact unit. Classrooms are set out around a grassed quadrangle, adjoined by well-equipped laboratories and sound-proofed music rooms.

The school celebrated its 150 Jubilee year in 2024.



Venue Map



- Key**

 - Out of Bounds
 - Coffee Stations for Teachers & Workshops
 - Out of bounds for Delegates
 - Designated smoking area

Festival Committee



CHAIRLADY
Sonja Gouveia



SECRETARY
Sandie Rivalland



TREASURER
Lorette Terry



FINANCE
Adele Fourie



SPONSORSHIPS/PR
Sarene Carter



QUILT REGISTRAR
Ursula Killian



REGISTRATION
Michelle Victor



REGISTRATION
Trudie Botha



JUDGES/JURORS
Shan Fox



TEACHER LIAISON
Leonie Van Zanten



VENDORS
Sumari Pretorius



EXHIBITION CURATOR
Terrence Urban



HOSPITALITY
Leilani Coetzee



CREATIVE CO-ORDINATOR
Mientjie Slabbert



DIAS GUILD CHAIRLADY
Chiquita Vosloo

Why 'Sew Awareness'?

In 2019 I was privileged to meet Ruth Wright, a Marine Biologist running the Turtle Rehabilitation Centre at Bayworld Aquarium here in Port Elizabeth.

Through the early restrictions of the Covid-19 Pandemic, when our movements were restricted and the Aquarium was run by a skeleton staff of 3 instead of the usual 19, I was able to volunteer due to the nature of my other job allowing me to move around. It also gave me the chance to help using my sewing skills – there was a turtle who needed help with floatation due to a consolidated lung. I made him a little life jacket arrangement with movable floats that could be attached in various places.

On another occasion, I was able to sew custom padding panels into the sides of a crate for a turtle relocation flight to Durban. Using sewing skills like this made me think of other ways we as needle-crafters could help, and quilts as a medium for spreading awareness came to mind.

I learned firsthand how devastating the effects of ocean plastic pollution are on turtles. It led to a new level awareness of how environmentally damaging our casual consumerism is.

So, when considering a theme for our 2026 Quilting Festival, Environmental Awareness was the first idea to come to mind.

I am part of a lively group of friends who meet regularly. One day, the five of us were chatting over coffee and cake and the need for a theme for our upcoming festival was raised. They were surprised we had never used the theme of environmental awareness before, considering how it has become so much more popular in our culture. A few weeks later the need for a theme now had a deadline and of course, like all quilters, a deadline brings a new level of focus and the idea of Sew Awareness popped into my head. I cannot take credit alone. This idea was born of discussions with like-minded women who all contribute to our society differently.

I am hoping that the title and theme have brought inspiration and fierce awareness to the quilting community, sparking ideas and small changes in consumer patterns, materials usage and attitudes to fabric waste and recycling.

Chiquita Vosloo

Dias Quilters Guild Chairlady

Sew Awareness - A viewpoint

Recycling, Sewing Awareness, Upcycling, and Sustainable living, especially through the lens of fabric and textile reuse:

Stitching a Greener Future: Recycling, Upcycling, and Sewing for Sustainability

In an age of fast fashion and disposable culture, the environmental toll of textile waste has become impossible to ignore. Every year, millions of tons of fabric end up in landfills, contributing to pollution, greenhouse gas emissions, and resource depletion. But amid this crisis lies a powerful opportunity in that through recycling, upcycling, and **Sewing Awareness**, individuals can transform waste into worth and leave a lighter footprint on the planet.

Sewing Awareness: A Return to Craft and Care

Sewing is a skill that empowers people to mend, create, and personalize their belongings. In a world dominated by mass production and low-quality disposable consumer goods, sewing offers a counter-narrative of intentionality, creativity, and sustainability. By learning to sew, individuals can:

- **Repair damaged clothing**, therefore reducing the need to buy new.
- **Alter garments** to fit better or reflect personal style.
- **Create items from recycled materials**, such as tote bags from old jeans or quilts from fabric remnants.

Sewing Awareness also means understanding the environmental cost of textiles. **Cotton**, for example, requires vast amounts of water and pesticides to grow. **Synthetic** fabrics like polyester are derived from fossil fuels and shed microplastics into waterways. By choosing sustainable fabrics like organic cotton, hemp, bamboo, or recycled fibres, and using them mindfully, sewists can make a meaningful difference.

Upcycling: Creativity Meets Conservation

Upcycling is the art of transforming discarded materials into something of higher value. Unlike recycling, which often breaks materials down, upcycling preserves and elevates them. In the sewing world, upcycling can be magical: For example:

- **An old shirt could become a stylish apron.**
- **Old curtains and scraps can be reformed into beautiful quilts.**
- **Denim scraps can be stitched into patchwork jackets.**

Upcycling not only reduces waste but also celebrates individuality. Each upcycled piece tells a story, blending sustainability with self-expression. It is a way to rebel against fast fashion and embrace slow, thoughtful creation.

Sarene Carter

Festival Committee

HOME OF THE ORIGINAL SHWESHWE

da Gama
TEXTILES



There's a Three Cats print for every masterpiece

Daily Schedule

Monday 6 July (Day before Festival)

12:00 – 17:00	Registration Desk open
14:00	Hostel Open/Check In's
18:00 for 18:30	Welcome Dinner/ Prizegiving
	Hellenic Hall, Conyngham Road, Opposite School Hostel

Tuesday 7 July (Day 1)

08:00 – 17:30	Registration Desk Open
08:30 – 17:30	Vendor Alley and Vendor Mall open
08:30	Opening - Quilt Exhibition - Stevenson Hall
08:30 – 17:30	Quilt Exhibition – Stevenson Hall
08:30 – 17:30	Satellite Exhibitions - Auditorium
09:00 – 12:00	Workshops
10:30	Workshop Teatime
12:00 – 14:00	Lunch
12:30 – 13:30	Lunch Time Lectures
14:00 – 17:00	Workshops
15:30	Workshop Teatime
18:30	Dinner for Boarders
19:15	SAQG Teachers Forum Meeting - Dem Room

Wednesday 8 July

08:00 – 17:30	Registration Desk Open
08:30 – 17:30	Vendor Alley and Vendor Mall open
08:30 – 17:30	Quilt Exhibition – Stevenson Hall
08:30 – 17:30	Satellite Exhibitions - Auditorium
09:00 – 12:00	Workshops
10:30	Workshop Teatime
12:00 – 14:00	Lunch
12:30 – 13:30	Lunch Time Lectures
14:00 – 17:00	Workshops
15:30	Workshop Teatime
17:45 – 19:00	SAQG Biennial General Meeting
	Hellenic Hall, Conyngham Road, Opposite School Hostel
19:15	Dinner for Boarders

Thursday 9 July

08:00 – 17:30	Registration Desk Open
08:30 – 17:30	Vendor Alley and Vendor Mall open
08:30 – 17:30	Quilt Exhibition – Stevenson Hall
08:30 – 17:30	Satellite Exhibitions - Auditorium
09:00 – 12:00	Workshops
10:30	Workshop Teatime
12:00 – 14:00	Lunch
12:30 – 13:30	Lunch Time Lectures
14:00 – 17:00	Workshops
15:30	Workshop Teatime
18:30	Dinner for Boarders
19:15	Judges Forum meeting

Friday 10 July

08:00 – 17:30	Registration Desk Open
08:30 – 17:30	Vendor Alley and Vendor Mall open
08:30 – 17:30	Quilt Exhibition – Stevenson Hall
08:30 – 17:30	Satellite Exhibitions - Auditorium
09:00 – 12:00	Workshops
10:30	Workshop Teatime
12:00 – 14:00	Lunch
12:30 – 13:30	Lunch Time Lectures
14:00 – 17:00	Workshops
15:30	Workshop Teatime
18:00 for 18:30	Farewell Function
	Hellenic Hall, Conyngham Road, Opposite School Hostel

Saturday 11 July

08:00 – 13:00	Registration Desk Open
08:30 – 13:00	Vendor Alley and Vendor Mall open
08:30 – 13:00	Quilt Exhibition – Stevenson Hall
08:30 – 13:00	Satellite Exhibitions - Auditorium
09:00 – 12:00	Workshops
10:30	Workshop Teatime

Quilt Collection:

15:00 - 17:00	Collect your quilt from the Stevenson Hall
---------------	--

Dates

2 February 2026	:	Registration and all ticket sales open online
		Quilt Entries open
30 April 2026	:	Quilt Entries Close
1 May - 3 June 2026	:	Dates for Quilt Hand in
19 June 2026	:	Final Date to book functions
6 July 2026	:	Opening Function
7-11 July 2026	:	Attend the 23rd South African National Quilt Festival 2026

Ticket Sales

All tickets for workshops, functions, accommodation and special events are sold on a first-come-first-served basis.

All tickets for the festival need to be booked and purchased online. Visit the Festival website - **www.sewawareness2026.co.za** - and place your activities and accommodation in your cart for payment processing via Tixsa. All administrative charges and service fee costs are included in the tickets.

Delegates: How to book

1. Log on to www.sewawareness2026.co.za
2. Select Registration - This is compulsory.
3. Select Accommodation. Choose your room size, state who you would like to share with and your dietary requirements. Furnish us with your car registration should you require parking.
4. Book your seat at the *Opening / Prize Giving Dinner* on Monday 6 July 2026. Don't miss out !
5. Book the workshops and lectures you wish to attend.
6. Book your seat at the *Farewell Dinner* on Friday 10 July 2026 and find out about the 2028 South African National Festival.
7. For Day visitors, you will choose the Day Visitor option

Upon successful online registration, you will receive an automated confirmation email from TIXSA from where you can print or download your ticket. We recommend you consider downloading your tickets onto your smartphone - this is just another way of supporting our SEW AWARENESS 2026 - Environmental awareness.

Full details of the events are on the Festival website.

Registration

Delegate registration costs **R340.00** which includes:

- Shoulder Bag with Name Tag
- A Goodie Bag
- Festival pin
- Daily access to Exhibition Halls
- Daily access to Vendor Alley and Mall
- Ivy Leaf Cafeteria admission

Day Visitors Registration/Entry costs: **R75** ; Scholars **R45** and Under 12yrs **Free**; which includes the following:

- Access wrist band
- Access to Exhibition Halls
- Access to Vendor Alley and Mall
- Ivy Leaf Cafeteria admission

Cancellation Policy

Regrettably, we are unable to offer any refunds on cancellations. Should you be unable to attend for any reason and wish to transfer your ticket to someone else, please notify the Registration Officer at **registration@sewawareness2026.co.za**

Admission

Delegates: All delegates are required to register online in advance. All online registrations will be verified in person at the Registration Desk on arrival, where you will be issued with your delegate pack.

Day Visitors: Day visitors will be registered at the Registration Desk on the day of attendance, if tickets are not purchased online in advance. We suggest registering online in advance, for quick and smooth access on the day of your visit.

The Registration Desk at Collegiate Girls' High School will be open for all admission tickets as follows:

Monday, 6 July 2026	12:00 - 17:00
Tuesday, 7 July 2026	08:00 - 17:30
Wednesday, 8 July 2026	08:00 - 17:30
Thursday, 9 July 2026	08:00 - 17:30
Friday, 10 July 2026	08:00 - 17:30
Saturday, 11 July 2026	08:00 - 13:00

Info Desk

An Information Desk will be located at the Main Entrance alongside the Registration Desk, for all Festival related enquiries during the Festival. Festival Committee members, who will have clear identification, will also be able to assist. There will also be adequate signage to assist with location of the various events, etc.

Medical Assistance : For Basic medical issues, please enquire at the Information Desk. A Medical Officer will be on duty in the School Sickroom for the full duration of the festival to attend to basic first aid problems. For medical emergencies, Meta-Clinic or Greenacres Hospital will be contacted, both of which are located close to the school.

Lost and Found : All lost and found items can be reported or handed in at the Information Desk, where they will be retained for one week after the end of the Festival, whereafter all unclaimed items will be donated to a worthy cause. For enquiries, contact registration@sewawareness.co.za or WhatsApp 083 548 8923

As part of our mission to reduce the use of plastic during our festival, delegates are encouraged to use their own reusable water bottles by re-filling them during the festival. Water points will be available on the premises.

Indemnity

The organisers and members of the Sew Awareness 2026 National Quilt Festival Committee accept no liability for and are held harmless against any injury, disablement or death of any person and/or attendee at the South African National Quilt Festival. In addition they accept no liability in the event of loss or damage to any property on the Collegiate Girls' High School premises, irrespective of how such loss or damage arose, whether from fire, theft or any other cause or as a result of negligence (gross or otherwise) or a wrongful act committed by any person whomsoever, whether in the employ of Collegiate Girls' High School or part of the Festival Committee or contractually appointed by the said committee to provide a service at the Sew Awareness 2026 National Quilt Festival.

The Festival Committee will take every reasonable precaution to ensure the health and safety of participants and visitors at the Sew Awareness 2026 National Quilt Festival.

Special Events

Special Events:

Tickets to the Functions - Welcome and Farewell functions - must be booked through the Festival Website - www.sewawareness2026.co.za

Bookings

Make sure you book early to secure your seat for the functions as there are limited tickets available. Tickets for these will be available up to 2 weeks before the event for catering purposes. Entry to functions will be on presentation of tickets only.

Welcome and Prize Giving Function:

Date	:	Monday 6 July 2026
Time	:	18:00 for 18:30
Location	:	Hellenic Hall, Conyngham Road, Parsons Hill, - Opposite School Hostel
Cost	:	R385.00
Dress code	:	Smart Casual
Theme	:	"Piecemeal"

A time to catch up with old friends, make new friends and enjoy the festival camaraderie as well as enjoy the exciting programme planned. A time to celebrate all our prize winners.

Farewell Function:

Date	:	Friday 10 July 2026
Time	:	18:00 for 18:30
Location	:	Hellenic Hall, Conyngham Road, Parsons Hill, - Opposite School Hostel
Cost	:	R385.00
Dress code	:	Something Shweshwe
Theme	:	"Keep it Local ... Let's celebrate Shweshwe"

Come and enjoy a fun-filled evening with us. This event brings an end to our Sew Awareness 2026 NQF and also sees the launch of the 2028 NQF.

We bid farewell to old and new friends.

SAQG Biennial General Meeting:

Date	:	Wednesday 8 July 2026
Time	:	17:45 – 19:00
Location	:	Hellenic Hall, Conyngham Road, Parsons Hill, - Opposite School Hostel No tickets required

Special Exhibitions

QUILT & WINE PAIRING

MONTPELLIER
de Tulbagh

The annual Stoep Tasting Wine Weekend in Graaff Reinet, hosted by the Karoo Wine Club, is one the premier wine tourism weekends in South Africa and it showcases top independent wine and spirit producers from South Africa and abroad. Nieu Bethesda has been incorporated in this event since 2022.

Montpellier de Tulbagh is involved in Nieu Bethesda and their wines can be tasted on the stoep of The Bethesda Guesthouse. The owners also have a restaurant where Riëtte Eggink, brand ambassador for Montpellier, hosts a "Bubbles and Brunch" event, which serves as a Methode Cup Classique Master class. As there is also a unique wine cellar on the premises, Antoinette Kriel approached Riëtte about the possibility of pairing wine with quilts, specifically art quilts, using the wine cellar as a special venue.

The concept is to bring together the art of wine making with the art of quilt making. Each year, six quilt artists in South Africa are invited to participate. Each receives a specific wine from Montpellier to use as inspiration to create their own unique textile art piece. During the Quilt & Wine Pairing event, the guests taste each wine, and while listening to the tasting notes, they are challenged to pair a textile piece to that wine.

This unique event has been hosted by Creative Journeys and Montpellier since 2023 and proves to be much fun and is met with great appreciation for the respective arts.

2025-2026 - 13TH SAQG TRAVELLING EXHIBITION OF QUILTS

The South African Quilters' Guild Travelling Exhibition aims to raise awareness for the art of quilt making by showcasing the work of its members. The Travelling Exhibition quilts travel the country for approx. one and a half years to guilds and groups, exhibition spaces and galleries to expose quilting to other artists and the general public.



All SAQG members were invited to participate in the SAQG Travelling Exhibition by making a quilt inspired by the theme '**Sew Conscious**'. We welcomed traditional-styled, modern and art quilts!

According to vocabulary.com **conscious** is a Latin word which originally meant "alert" or "aware". It is about knowing and perceiving; having an awareness of your surroundings, sensations and thoughts. Being conscious, according to seamwork.com, is about living with intention, which comes from having a specific viewpoint on the world. Intention links our view of the world and the way we engage within it – it connects our values and our actions.

The conditions were that the entry must be a quilt, consists of 3 layers and made primarily of cloth. Any techniques or construction method may have been used. The final Collection consists of 32 quilts, each measuring 40cm wide by 55cm long.

FIBREWORKS

Intertidal - An exhibition of textile art by members of the Fibreworks group

Explore the ambiguous zone between earth, sea and sky where only the indefinite is definite! Leave preconceived ideas at the door and let your imagination discover an altered awareness curated by a dozen Fibreworks artists specially for the festival. There are no rules, no boundaries here.

“What if?” is the question implicit in the way materials, techniques and viewers are pulled into a space where unexpected meanings emerge.

Every encounter with the work is intuitive, personal, and unique to time and place. Like the ebb and flow of changing light, textures, intentional transgressions and dynamic colour relations shift continuously.

This is art beyond the limitations of obedient artificial intelligence. The digital world offers no substitute for the awareness roused by textile art – potently physical, present in the moment, and pulsing with the sense that human hands have been at work.

No wonder art textiles are now centre-stage in many galleries and museums throughout the world. Engaging with the expressive potential of fibre is virtually a prerequisite for every emerging (and established) artist these days.

And South Africa's Fibreworks group pre-empted this exciting development by nearly three decades, holding regular national exhibitions that have consistently broken new ground in the art world. (www.fibreworksart.com)

SAY HELLO - At least one artist will be available most of the time for on-demand walkabouts of the INTERTIDAL exhibition. This could be your chance to pause and refresh your own creativity.

*“The natural world is the greatest source of excitement.
The greatest source of visual beauty.
It is the greatest source of so much in life that makes life worth living.”
-Sir David Attenborough.*

Vendors

EXPLORE OUR VIBRANT VENDOR HALLS

Step into two dedicated vendor areas — clearly marked on the plan below — and discover a vibrant showcase of vendors ready to inspire.

This carefully curated selection offers an exciting array of machines, textiles, quilting supplies, notions, kits and wool yarn. From essential tools and unique fabrics to must-have merchandise, you'll find everything you need to bring the heart of the quilting and sewing community to life.

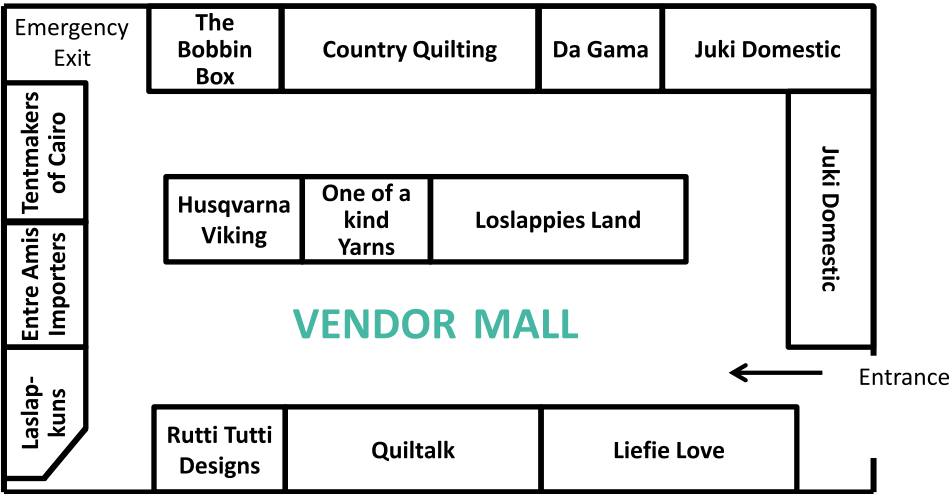
No festival is complete without them—fuel your imagination and find just what you need for your next masterpiece.

Shopping Hours

Tuesday 7 July - Friday 10 July : 08h30 to 17h00

Saturday 11 July : 08h30 to 13h00

*At the time of going to print, vendor stands were still available in the Vendor Alley.
For enquiries please contact vendors@sewawareness2026.co.za*



Vendor Alley

Handi Quilter SA	The Fabric Contessa	25	OLFA	Bernina SA	PFAFF SA	37	38	We Quilt We Stitch	Amafu
269	270	271		272	273	274		275	
Just Love Stitch	The Fabric Contessa	27	Daughters of Una	Bernina SA	Skatkis Lap	39	40	Husqvarna Viking	Piece by Piece

Catering

Cafeteria

The Ivy Leaf Cafeteria will be open during the Festival times, providing a cafeteria service, comprising of beverages (including a barista or 2 for the coffee connoisseurs) lunches and tea time snacks. The Ivy Leaf is located at the entrance, adjacent to Registration - see map on pg 5.

The Ivy Leaf will not cater for evening meals.

Refreshments

Tea and coffee will be provided for all workshop participants and teachers in the designated areas close to the classrooms (see map on page 5.)

Please remember to bring your own mug.



Smoking Policy

All buildings on the school grounds are smoke-free, and smoking outside is discouraged. Please smoke further than 10m away from the buildings in the designated areas only - as indicated on pg 5.



Alcohol

Due to the recent directive by the Eastern Cape Education Department, no alcohol may be brought onto or consumed on the school premises.



Detailed information is available online
www.sewawareness2026.co.za

Accommodation

The hostel on the Collegiate Girls' High School premises, Waterfield House, offers accommodation for 108 delegates. This puts you under the same roof as the Quilt Exhibition, satellite exhibitions, classrooms, vendors and lecture venues.

One hundred and eight (108) single beds are available, of which 34 are single rooms, 17 are 4-bed shared and 2 are 3-bed shared rooms. Accommodation reservations must be made via the booking portal on our website, on a first-come-first-served basis. Please book early to avoid disappointment.

Hostel accommodation will be available from Monday, 6 July until Sunday, 12 July. Daily check-in is from 14h00 and check-out is by 10h00 on the day of departure. Everyone is requested to vacate their rooms directly after breakfast on Sunday, 12 July 2026.

Quilters / delegates accommodated in the hostel are booked in on a dinner, bed & breakfast basis. These meals are served in the hostel dining room. Lunches will need to be purchased from the cafeteria.

Please indicate when booking if you are part of a group, or have a preference for who you would like to share with so that we can allocate accordingly.

Please indicate any dietary requirements when booking for accommodation and functions.

Kindly note - the rooms in the hostel are located on the first and second floors and not accessible to delegates with mobility challenges or using wheelchairs.

Preference will be given to delegates booking for the full week.

Please note - on the evenings of the two functions, dinner will only be available at the functions. All delegates are encouraged to attend the Welcome & Awards Evening and the Farewell Dinner. Bed & Breakfast rates will be charged for those evenings.

Should you not be attending the functions, you will need to arrange for dinner off-campus or order in through a delivery service.

Tickets need to be purchased separately for these functions via the booking portal on our website. See the Bookings tab.

Linen and cosy quilts will be provided, but you are welcome to bring your own pillows or sleeping bags - the hostel could get chilly. Hostel guests must provide their own towels.

There is a cozy lounge with Tea and Coffee available in the evenings.

Every bed is allocated a room key and a refundable key deposit of R50 will be payable on checking into the hostel.

We regret to advise that no refunds or cancellations will be allowed.

Hostel Parking

Limited parking is available for quilters accommodated in the hostel. If you require parking, please indicate this when booking accommodation. Parking discs will be issued when checking in at hostel registration. No vehicle will be allowed on the premises without a parking disc.

Private Accommodation

*Looking for comfortable private accommodation?
Plan ahead and secure your stay early!*

We have partnered with PEMBBA - Port Elizabeth Metro Bed & Breakfast Association - to assist you with private accommodation across Gqeberha (Port Elizabeth).



PEMBBA members are located throughout the city and are offering exclusive discounted rates for the duration of the Festival. Whether you're looking for something near the beach or closer to the action - PEMBBA has you covered.

Visit www.pembba.co.za for information or contact Jackie Hanks directly on 071 303 4549 for personalised assistance with bookings and airport transfers.

Make your stay in Gqeberha stress-free, comfortable and memorable, with PEMBBA.



South African Quilters' Guild

Promoting Quiltmaking in South Africa

Established in 1989

www.quiltsouthafrica.co.za

SAQG is the National Guild for quilters in SA with Regional guilds, Country groups and individual members. SAQG is a non-profit, Public Benefit Organization.

***Our mission:** to foster an environment in South Africa where all those people who are interested can reach their full potential in quiltmaking, nationally and internationally.*

Visit the SAQG Stall at Festival 2026:

- Find information on Quilt Guilds and Groups in South Africa
- Buy tickets for raffle quilt, badges and more...

SAQG Meetings:

- Teachers' Forum members – Tuesday, 7 July 2026
- Biennial General Meeting – Wednesday, 8 July 2026
- Judges' Forum members – Thursday, 9 July 2026



Photography

The quilts on exhibition are the property of the Quilt-makers.

By entering a quilt into the judged competitions, or any other exhibition, you grant permission to the organisers and the public to take photographs of your quilts.



All photographs or videos taken at the SEW AWARENESS 2026 Quilt Festival are for your **personal use** only. Should you share these, it is imperative that you include name(s) of the makers with any images you share online and social media - take a photo of the quilt label displayed with the quilt to ensure the correct information.

No photographs of quilts may be posted on websites where they can be used to produce derivative quilts, T-shirts or other products. No commercial photography is permitted.

Quilt Exhibition

Access to the main Exhibition as well as the satellite exhibitions is included in the Registration/ Day Visitor Cost. See our Website for all Registration bookings.

The main Quilt Exhibition will be in the Stevenson Hall, Collegiate Girls' High School. The following will be on display:

- Competition (Judged) Quilts
- Jurors' and Judges' Quilts
- SAQG Pro Dedicate Award Exhibition

A Satellite Exhibition will be held in the Auditorium, Collegiate Girls' High School.

The following will be on display:

- Fibreworks - Intertidal, textile art by members of Fibreworks
- SAQG "Sew Conscious" Travelling Quilt Exhibition
- Quilt & Wine Pairing Collection 2023 - 2026

Exhibition hours are:

Tuesday 7 July – Friday 10 July – 08.30 – 17.00

Saturday 11 July – 08.30 – 13.00

Note: Quilt collection is on Saturday 11 July in the Stevenson Hall from 15.00 – 17.00

*"You cannot get through a single day without
having an impact on the world around you.
The least I can do is speak out for those who
cannot speak for themselves."*

-Jane Goodall.

Quilt Competition

We are excited to announce that the Sew Awareness National Quilt Festival 2026 will celebrate all quilt styles in our highly anticipated competition!

Festival Theme : **SEW AWARENESS**

Our challenge category is inspired by our theme, which encourages you to explore meaningful topics — from environmental concerns to any subject that resonates deeply with you. Let your creativity and voice shine through your quilting!

Whether you lean towards traditional, contemporary, experimental or 3D quilting, there is a category just for you.

Highlights:

- Open to beginners and master quilters alike
- Quilt types: Bed quilts, wall quilts, large and small quilts as well as 3D items
- Judging opportunities to help you grow in your craft
- Prizes, including a special Viewers' Choice Award
- All quilts will be professionally displayed

Entry Information:

- Enter up to 4 quilts per person
- Entry Fee: **R220.00** per quilt (This amount includes all Service Fees and Transactional Costs)
- Quilt Entries : 1 February - 30 April 2026
- Quilt Intake : 1 May - 3 June 2026
- Submit your entry via: **www.sewawareness2026.co.za**

Let your needle speak, your thread express, and your quilt *raise awareness*.
We can't wait to see what you create!



Detailed information is available online
www.sewawareness2026.co.za



Quilt Rules & Categories

NB: Entrants must first read the Competition Categories as well as the Rules and Conditions of the Competition on the Festival Website:

www.sewawareness2026.co.za/south-african-national-quilt-festival-competition

You will need to confirm that you have complied with all the Rules and Conditions when filling in and completing the entry form.

How to prepare your quilt for the competition:

1. Enter your quilt in the correct category (we won't be moving quilts).
2. Ensure that it has a hanging sleeve at the back of the quilt.
3. Ensure your quilt has a cloth label in the lower left corner at the back of the quilt. Cover the label with a dark cloth, leaving the quilt name and quilt entry code visible.
4. Maximum of four (4) quilts may be entered by any single person.
5. Packaging: Each quilt must be packaged separately in a cloth bag. No plastic bags will be accepted.
6. Your cloth packaging must have your name on the outside, the category and the quilt number.
7. Quilt entries close on **30 April 2026**
8. Quilts to be couriered to URSULA KILIAN, to arrive with her between **1 May & 3 June 2026**. Address: 20 Bournemouth Street, Summerstrand, Gqeberha, 6001

NB. Local delivery to above address is by appointment - 083 306 9222

QUILT CATEGORIES AND CODES:

IN STANDARD – made by one person

1. Traditional Large (**TLS**)
2. Traditional Medium/Small (**TMS**)
3. Art Pictorial (**APS**)
4. Art Abstract (**AAS**)

IN MASTERS – made by one person

5. Traditional (**TM**)
6. Art (**AM**)

IN STANDARD AND MASTERS

7. Open Large (**OL**) – Standard/Masters - made by one person
8. Open Medium/Small (**OMS**) – Standard/Masters – made by one person
9. Collaborative (**COL**) – made by up to 4 (four) individuals
10. Modern (**MOD**) – Standard/Masters – made by one person
11. Youth (**YTH**) - only Standard – made by one person, age up to 18 years as at 1st January in the year of the NQF competition
12. Group (**GRP**) – made by 5 (five) or more actively involved members of a group
13. Theme 'Sew Awareness' (**THE**) – Standard/Masters – made by one person
14. 3/D Item (**3DI**) – Standard/Masters – made by one person

JUKI

GOOD QUALITY VALUE FOR MONEY



LOVED BY QUILTERS ALL OVER THE WORLD



JUKI



Nation wide project

*Help Stitch a few blocks in
kindess*

Alania

074 447 0101

alaniag@berzacks.co.za



Judged Quilt Awards

In all the categories a 1st place, 2nd place, 3rd place and Highly Commended may be awarded



1st Place



2nd Place



3rd Place



Highly Commended

The Following prestige awards will also be presented:



Best of Show - Traditional Quilts
Best of Show - Art Quilts



Best Machine Workmanship - Long-arm Machine
Best Machine Workmanship - Stationary Machine
Best Hand Workmanship
Best Use of Colour



Judges' Choice (3 awarded)



Viewers' Choice

Jurors

Jurors are SAQG accredited Judges; their duty is inspect each entry and ensure that all quilts entered comply with the relevant Competition Rules (Section 1/Competition and Section 2/Display Only) and are of the acceptable standard for the SA National Competition as well as appropriate subject matter.



Trienie Krugel

Trienie started quilting in the late 1970's, creating mostly traditional quilts, although the urge to break the "rules" always lurked in the shadows and paved the way for the transition into more innovative and art work.

Trienie has no formal art training and is mostly self-taught. "I enjoy the process, the problem-solving challenges that each piece presents almost as much as the finished product," she relates.

"My inspiration is mostly found in nature, often inspired by Scripture, and I design my own quilts. Colour is probably my favourite design element; I love detail and add a lot of handwork to my pieces."

Many of her quilts have been awarded 1st or 2nd prizes. She has been awarded Master Quilter status by SAQG.

Trienie has served on the SAQG committee as well as the Vaal Triangle committee. She is a founding member of the Golden Rand Guild. She was a Tutor (Copyright) for the SAQG Teacher Training Course. Trienie has judged Quilt shows in South Africa and Zimbabwe and officiated as Juror at many shows.

She was included in the SAQG Quilters Hall of fame in 2021. Besides making quilts, Trienie loves the judging process and feels that it is a great responsibility and honour to be able to give positive feedback to entrants at quilt shows.



Antoinette Kriel

Antoinette is a passionate textile artist and textile enthusiast who lives in St Francis Bay, Eastern Cape. She started quilting in 1992 and since then her creative journey has taken her from the art of quiltmaking to discovering different stitching techniques and how to apply them to textile/fibre art pieces.

Antoinette's interests have led her to initiate and successfully curate quilt and fibre art exhibitions as well as SAQG Quilt

Collections, namely the SAQG's 30th Birthday Collection, the Teachers' Forum Hands Up Collection and the 12th and 13th SAQG Travelling Exhibitions.

Antoinette is a Master Quilter and an SAQG Accredited Quilt Teacher and Quilt Judge. Since 2016 she has served in various capacities in quilt competitions and challenges, in SA and Zimbabwe, as a judging room organizer, a scribe, a juror and a judge.

Antoinette believes it is an honour to take on the responsible role of a juror and a judge. She finds the task a humbling experience and is always mindful of the many hours artists and quilters spend creating their works. She strives to provide meaningful and positive feedback to encourage quilt makers to maintain work of a high standard and to continue to create.



Handi Quilter
SOUTH AFRICA

More than machines - it's a quilting community

*Experience Real Service, Expert Education,
and Exceptional Value - all in one place.*



WWW.HANDIQUILTERSA.COM

Festival Quilt Competition Judges

Judges are SAQG accredited Judges; they will provide a comment form for each quilt in the Competition (Section 1) and award prizes. The decisions and choices of the judges are final, and no queries or correspondence pertaining to the judging will be considered.



Dal Botha

Dal's quilting journey began 34 years ago while she was living in the UK. At the time, she could barely sew on a button but a friend encouraged her to join quilting classes and it quickly became a true passion. Every step of the process, from measuring and cutting to stitching, was done entirely by hand!

Upon returning to South Africa, Dal decided to pursue the Teacher's Accreditation Course. Having enjoyed informal teaching, she wanted to refine her skills. After completing the course, she was invited to undertake the Judging Course, which she successfully completed in 2019. Since then, she has judged quilting competitions locally, nationally and in Zimbabwe and finds great satisfaction in the judging process.

Dal has served as Chairlady of the Overberg Quilters' Guild and is a member of the Good Hope Quilters' Guild. She finds teaching rewarding and especially enjoys encouraging and inspiring beginners.

About 15 years ago she became interested in art quilting and there has found her creative home. For the past 12 years she has curated fibre art exhibitions at the annual FynArts Festival and is currently involved in curating several upcoming exhibitions, both in South Africa and internationally.

As a judge, Dal is particularly drawn to quilts that explore colour and movement creatively and appreciates the care and skill involved in traditional techniques.



Beverley Rebelo

Beverley has been sewing and quilting from a very young age. She started sewing traditional quilts and has gradually found her own style and voice, mostly using thread painting and hand applique as well as incorporating photography. She is qualified as a SAQG judge and teacher. She has worked in Kenya, Canada, Zambia, South Africa and her home, Zimbabwe. Her quilts have been extensively exhibited and published worldwide.

Beverley was the chairperson of the Harare Patchwork and Quilting Guild for 3 years. She organised and took two exhibitions of African quilts to Canada and organised a Zimbabwean Quilt Show.

Beverley feels it is a privilege to view and critique competition quilts. She believes every quilt tells a story and the maker must be treated with respect and dignity. Each quilt must be judged in a fair, positive and objective manner so that the critique is meaningful and honest.

She is excited and delighted by the use of new techniques, materials and ideas but can equally admire careful, exact stitching. Competition quilts must show skill, precision and excellence, whether traditional or contemporary.

Beverley is thrilled to be part of the judging team for the Sew Awareness 2026 Quilt Festival and wishes all South African Quilters the very best for a successful and enjoyable exhibition.



Ina Meyer

I started my quilting journey in 1977 and I am deeply passionate about this art form. I've had the privilege of holding leadership roles in various quilting guilds, including Good Hope Quilters Guild and the Jacaranda Quilters Guild. Currently, I serve as the Chairlady of the Outeniqua Quilters Guild.

I specialize in a variety of quilting techniques, from traditional patchwork to modern designs, and I am always eager to explore new patterns and styles. I love exploring innovative techniques and sharing my knowledge with others, which has made my journey incredibly rewarding.

Beyond quilting, I enjoy sharing my knowledge with others. I have taught numerous quilting workshops and classes, helping aspiring quilters develop their skills and discover the joy of quilting. My work has been showcased both locally and internationally and I've had the honour of judging quilt competitions in South Africa, Zimbabwe, Namibia and Dubai. In 2022 I was thrilled to receive the SAQG Pro Dedicate Award for my contributions to quilting in South Africa.

Quilting is a way to express my creativity and connect with a community of like-minded individuals. I am always excited to embark on new quilting projects and continue to grow as an artist.

Workshop Policy

Unfortunately we are unable to offer a refund if you are unable to attend a booked workshop. See the cancellation policy for details. A ticket may only be transferred by emailing all details (names, workshop, booking confirmation) to the Festival Registrar at registration@sewawareness2026.co.za

The Festival Committee reserves the right to cancel your workshop via email should there not be enough participants. A full refund will be provided on the workshop fee only, if the workshop is cancelled.

Kindly note:

- Tickets may be available for workshops at the Registrations Desk, if these have not been fully booked.
- A limited number of sewing machines will be available for hire, and must be pre-booked with workshop tickets.
- Ironing stations will be available in workshops – do not bring your own iron please.
- Please bring your own extension cable with correct adaptor/s for your machine. Include a surge protector plug if your extension cord does not have surge protection.
- Keep your downloaded Registration Ticket on hand (This contains all your bookings). Details will be checked before you are admitted to the class.
- One-hour classes in the Bernina classroom will be provided with Bernina sewing machines.
- All class costs include all administration and service fees - *what you see is what you pay*.
- Registration and class fees must be paid in full at time of Registration. Some workshops have kits available and must be purchased at the time of registration. Participants will collect the kits at the workshop.
- Kit costs include all administration and service fees.
- The list of Basic Sewing Supplies is available as a download on the Festival website. Please bring these to all the classes (including 1-hour workshops) in addition to specific workshop participant requirements.

"There is something special when creative people get together."

-Joy Mangano

Skill Levels

Use this guide to evaluate your skill level and select workshops suited to those skills. There is an increase in difficulty, originality and design principles like colour, balance and unity with each level. You may be more knowledgeable than you realise! If you need help assessing your skill level, please ask us for assistance.

Quilt Skill Levels

All levels:

This level is for quilters at all skill levels.

Beginner:

First-time quilters could make the quilt, making it ideal as an introduction to quilting or building basic skills. You are off to a good start! More experienced quilters who want a relaxed class, playing with fabrics, can also do it. You just want to have fun!










Intermediate:

Quilters who are competent in the basics and are keen to attempt and master more intricate patterns and techniques. Quilters who can piece accurately, appliqué points and curves, hand quilt even stitches and select different colour schemes. These quilters may have attended regional or national festival level classes and even entered into shows. You are a proficient quilter.

Advanced:

Experienced quilters who have mastered a wide range of quilting skills, can work on complex designs or free-motion quilting, adapt patterns or design their own and 'fudge' problems – quilters who may have entered national or international shows. You are looking for new challenges or advanced techniques. The sky is your limit!

Class Key

-  S - One full day class
-  SH - One & half days class
-  BC - Two full days class
-  H - Half day class
-  L – Lectures
-  M - 1hr class
-  D - Demos
-  B - Bernina 1hr class
-  B - Bernina full day class



stitchcraft



**for all your
sewing needs
please
contact us**

**37 7th Avenue
Newton Park
contact number:
041 363 1746**

email:

avi@singerec.co.za

**Follow us on
Facebook
stitchcraft singer-
Port Elizabeth**



Workshop Teachers



Alet Davy



Antoinette Kriel



Carole Green



Claire Wallace



Colleen Butler



Dal Botha



Dalene Seymore



Danèl Muller



Dewald Compion



Elaine Barnard



Erina von Gordon



Hani Abdelfattah



Ina Meyer



Jenny Smith



Joy Clark



Kristin Bowdler



Leanne Stewart



Lesley Taylor



Macky Cilliers



Mari Claase



Marié du Toit



Mari Strydom



Marilyn Pretorius



Mariss Stevens



May-Gene Terblanche



Naomi Smith



Paul Schutte



Sandria Meintjes



Shan Fox



Sue Cameron



Telene Jeffrey



Tersia van der Bergh



Tilly de Harde



Veronika Olivier



Yolande Swinford-Meyer

Workshop

Room No:	TUESDAY 07 Jul		WEDNESDAY 08 Jul		
	9:00 - 12:00	14:00 - 17:00	9:00 - 12:00	14:00 - 17:00	
337	102S STITCH LIKE AN EGYPTIAN Hany Mahmoud Abdelfattah		201S STITCH GUIDE Tersia van der Bergh		4-IN
338	101S CAPE WEAVER Dewald Compion		202S TEMPLATE SET HAND PIECING CLASS Yolande Swinford-Meyer		
339	103SH BOSA FILET LACE Dalene Seymore		203S CORONA STAR WITH Marié		
340	104SH DELICIOUS BAG Marilyn Pretorius		204S SCRAP AV Paul S		
341	105SH DECORATIVE SEA TURTLE Mari Claase		205H ART DECO ON POINT Joy Clark		
342	106S THREAD-PAINT A SEA TURTLE Tilly de Harde		206S STUNNING LAND- or SEASCAPE Tilly de Harde		
343	107S BREAKDOWN 1- IMPROV SQUARES Colleen Butler		207S BREAKDOWN 2- IMPROV STRIPS & STRIPES Colleen Butler		
344	108S STRELITZIA Joy Clark		208S MYSTERY TABLE RUNNER Antoinette Kriel		
345	109S FUNKY FYNBOS Dal Botha		209S FUNKY PROTEA POSY Dewald Compion		
349	110S FABRIC COLLAGE Sue Cameron		210S CREATIVITY IN A BAG Macky Cilliers		31 STRAIGHT LI Erina vor
350	111BC QUILT TECHNIQUES AND CONSTRUCTION FOR BEGINNERS Danél Muller				
ART ROOM	112H FMQ 101 Telene Jeffrey	113H FMQ RULERS Telene Jeffrey	212H FMQ ROPE & BRAIDS Telene Jeffrey	213H INKTENSE MINI STAINED GLASS Telene Jeffrey	31 QUICK U TOTB Telene
HQSA Lab 1	114D DECONSTRUCTED EPP Jenny Smith	115D FABRIC COLLAGES Jenny Smith	214D FABRIC KALEIDOSCOPIES Jenny Smith	215D RAINBOWS, CIRCLES & ARCHES Jenny Smith	31 SEAS Joy C
	116L TNT: THREADS, NEEDLES & TENSION Claire Wallace		216L QUICK & EASY PANTOGRAPHS Claire Wallace		5 STEP
Lab 2					

Schedule

THURSDAY 09 Jul		FRIDAY 10 Jul		SATURDAY 11 Jul
12:00	14:00 - 17:00	9:00 - 12:00	14:00 - 17:00	9:00 - 12:00
301S HAND-1 HAND APPLIQUE TECHNIQUES Antoinette Kriel		401S BLOOM YOUR OWN WAY Naomi Smith		501H SIR TURTLE OF THE SEA Lesley Taylor
302S LONE STAR QUILTS Yolande Swinford-Meyer		402S STITCH A PORTRAIT Mariss Stevens		502H WOOL PENNIES Macky Cilliers
303SH WITH KALEIDOSCOPES du Toit		403S SLOW STITCHING TEXTILE LANDSCAPE VESSELS Elaine Barnard		503H A GREEN BUTTERFLY IS A SYMBOL OF HAPPINESS Elaine Barnard
304SH AWARENESS chutte		404S MODERN GRID QUILTING Alet Davy		504H BRIGHT STAR Alet Davy
305S CREATING DEPTH IN A QUILT Ina Meyer		405S HIDE & SEEK TUCKS Paul Schutte		505H FRACTURED PIECING TECHNIQUE Naomi Smith
306S FABRIC MOSAIC (Made Easy) Tilly de Harde		406SH CAPE ROBIN-CHAT FABRIC COLLAGE & THREAD PAINT Tilly de Harde		
307S QUILTING MEETS FASHION Sandria Meintjes		407S INTERLOCKED Carole Green		507H STRING LATTICE QUILT Carole Green
308S SEMINOLE PIECING CLASS Leanne Stewart		408S MATHEMATICAL QUILT Shan Fox		
309S BREAK WITH TRADITION May-Gene Terblanche		409S SIMPLE FEATHERED STAR May-Gene Terblanche		509H QUILT MATH May-Gene Terblanche
310H ONE QUILTING n Gordon	311H DUCKWORTH BLOCK Carole Green	410S INTERMEDIATE STRAIGHT & CURVED LINE QUILTING Erina von Gordon		510H MINIATURE IMPROV LOGS Sue Cameron
312S REALISTIC ANIMAL COLLAGE Mari Strydom		411H MULTICOLOUR ORGANZA MOTIFS Mari Strydom	412H RAGGITY BAG Mari Strydom KIDS CLASS	511H SCRAPPY CUSHION Mari Strydom KIDS CLASS
313H UPCYCLE BAG Jeffrey	314H INKTENSE PENCIL BASIC Macky Cilliers	413S QUILT DOLL Tersia van der Bergh		512H WONKY GRIDS SAMPLER Kristin Bowdler
315D CAPE Clarke	316D FMQ PIANO KEYS & STENCILS Telene Jeffrey	414D FMQ FEATHERS & PEBBLES Telene Jeffrey	415D FMQ FREEHAND FLORALS & GRIDS Telene Jeffrey	513D MAGICAL WHOLECLOTHS Telene Jeffrey
317L PS TO A BEAUTIFULLY QUILTED QUILT Claire Wallace		416L RUNNING YOUR OWN QUILTING BUSINESS Claire wallace		Full Day S
322S NATURE'S PALETTE Dewald Compion				One and half day SH
				Two day BC
				Half Day H
				Lectures L
				1-hour M
				Demos D
				Bernina 1hr B
				Bernina Full Day B

DEM ROOM			
9:00 - 10:00	117M JEWELLERY WITH SILK COCOONS Elaine Barnard	217M HOW TO PLAY WITH COLOUR Joy Clark	
12:30 - 13:30	118L TURTLES: RESCUE, REHAB, RELEASE Ruth Wright	218L RESTORATION OF HERITAGE QUILTS IN SA Bettie van Zyl	
14:00 - 15:00	119M USING SCRAPS CREATIVELY Carole Green	219M FUNKY FLOWERS Sue Cameron	
16:00 - 17:00	120M DOODLE 101: FLOWER POWER Kristin Bowdler	220M FABRIC KIMONOS Ina Meyer	

BERNINA - Jubilee lab	9:00 - 10:00	121B ITTY BITTY BAG May-Gene Terblanche	221B PORTRAIT IN PIECES HOMAGE TO GUSTAV KLIMT Veronika Olivier	
	11:00 - 12:00	122B DAINY DRESDEN FLOWER May-Gene Terblanche		
	14:00 - 15:00	123B BISCORNU Macky Cilliers		
	16:00 - 17:00	124B QAYG Carole Green		



MGE Agencies
Your One Stop Fabric Shop

Cnr 6th Avenue & Heugh Rd, Walmer, Gqeberha, 6070
041 - 581 4733
mgeagencies@gmail.com




hedule cont.

318M STITCH MEDITATION Sue Cameron	
319L A TRIP AROUND THE WORLD Colleen Butler	418L THE STORY OF SHWESHE Helen Bester
320M LACE IN SOUTH AFRICA Dalene Seymore	420L QUILT ART IN SA Marsha MacDowell (PhD)
321M BRICK BLOCK QUILT Sue Cameron	

Full Day	S
One and half day	SH
Two day	BC
Half Day	H
Lectures	L
1-hour	M
Demos	D
Bernina 1hr	B
Bernina Full Day	B

323B MOONLIGHT MEANDER Veronika Olivier	419B DELICATE DEPARTURE (Butterfly) Veronika Olivier	9:00 - 10:00	514B MITRED BLOCKS WITH STRIPEY FABRIC Shan Fox
		10:30 - 11:30	515B EXCITING SCRAPPLIQUE Mari Claase
		12:00 - 13:00	516B CATHEDRAL WINDOW Danél Muller

The Fabric Contessa

We are a family run shop that specializes in selecting only the best fabrics and quilting supplies.

We sell a wide selection of:

- 100% Cotton Fabrics
- Notions
- ByAnnie Patterns & Supplies
- Appliquick
- Aurifil Cotton Thread
- Patterns
- Wool Felt



*She believed she
could, sew she did!*

We invite you to join our quilting and sewing family either through our brick and mortar store in Paarl or through our online store.

Alta: 076 450 3712 | Anneen: 072 610 2818
info@fabriccontessa.co.za | www.fabriccontessa.co.za

Sandwyk Farm, Sandwyk Street, Suider-Paarl, 7646
Tuesday – Friday: 09:00-15:00 | Saturday: by Appointment



Cape Weaver

Dewald Compion

Tues 7th

Full Day

Triaxial weaving involves interlacing fabric strips in three directions to form a hexagonal “mad weave” pattern. In this fun, no-sewing workshop, you will create a 16” x 16” piece using your own prepared strips, explore design variations and leave with a unique item perfect for decor or gifts. You'll be “mad” to miss out on this one!

Skill Level : **Beginner**

Cost : **R 570.00**

Kit : **R 166.00**

101S



Stitch like an Egyptian

Hany Mahmoud Abdelfattah

Tues 7th

Full Day

The Tentmakers of Cairo have become a phenomenon for their spectacular hand-applied designs based on their rich cultural heritage. Come and learn how to Stitch like an Egyptian.

Skill Level : **All Levels**

Cost : **R 570.00**

Kit : **R 271.00**

102S



Bosa Filet Lace

Dalene Seymore

Tues 7th

Full Day & Half

Filet lace, an exquisite form of decorative netting has captivated artisans and admirers for centuries.

It has a rich history, originating in Europe during the Renaissance. Its design was inspired by fishing and hunting nets but evolved into a delicate art form. This delicate art form involves weaving or embroidering intricate patterns onto a mesh background.

Skill Level : **Beginner**

Cost : **R 865.00**

Kit : **R 114.00**

103SH



Delicious Bag

Marilyn Pretorius

Tues 7th
Day & Half

Students will create an asymmetrical sling bag shaped like a Delicious Monster leaf. They can add their own decorative elements to personalize their bags. The workshop will cover various embellishing techniques and include the construction of a section of the bag. Be creative in your colour choice!!!

Skill Level : **Intermediate**
Cost : **R 930.00**
Kit : **Included**

104SH



Decorative Sea Turtle

Mari Claase

Tues 7th
Day & Half

The first day we will concentrate on making the most enjoyable colourful textured body of the sea turtle.

We will start the "slow stitching process" in class that you can finish in your own time and also add its 3 little felt tails.

The next day we will make 1 of 4 feet and the head.

Skill Level : **All Levels**
Cost : **R 865.00**
Kit : **R 166.00**

105SH



Thread Paint a Turtle

Tilly de Harde

Tues 7th
Full Day

Learn free motion thread painting on sheer fabric with Tilly, as she demonstrates her realistic sea turtle technique. Follow steps to transfer the pattern on sheer fabrics, thread paint the carapace, flippers, and face. Once finished, sew it on a jacket, make a cushion, or frame it as artwork!

Skill Level : **Intermediate**
Cost : **R 645.00**
Kit : **Included**

106S



Breakdown 1 - Improv Squares

Colleen Butler

Tues 7th

Full Day

Learn to break down a simple square into creative patterns for modern quilts. Colleen will share techniques to create a unique quilt, cushion cover or art quilts.

This class encourages experimentation and free creation. Participants will start with reference squares and explore their applications, letting you decide your path. Let's create together.

Skill Level : **All Levels**

Cost : **R 635.00**

Kit : **Included**

107S



Strelitzia

Joy Clark

Tues 7th

Full Day

We will make a wall hanging using scraps to create an interesting background which will be quilted before we add the flowers. Quicker method of creating a background will be shown in class as an alternative. We will assemble and attach the flowers and enhance the piece with stitching

Skill Level : **Intermediate**

Cost : **R 570.00**

Kit : **R 114.00**

108S



Funky Fynbos

Dal Botha

Tues 7th

Full Day

Have fun and relax with fabrics and stitches using a sewing machine or hand stitching.

Create unique designs with funky fabrics and colours, using patterns which will be provided. Add texture and interest with creative stitching, beads and embroidery on your small, colourful pieces that may be used in different ways.

Skill Level : **All Levels**

Cost : **R 570.00**

109S



Fabric Collage

Sue Cameron

Tues 7th

Full Day


Create a small masterpiece combining all sorts of fabrics, lace, motifs, braids and more in a colour scheme that appeals to you.

Beads, buttons and other embellishments can be added to enhance the piece. Some experience in free motion stitching is beneficial but not essential.

Skill Level : **All Levels**

Cost : **R570.00**

110S



Beginners' Course

Danél Muller

Tues 7th & Wed 8th

Two Day

Discover the joy of quilting with this hands-on beginner-friendly workshop, perfect for those looking to start their quilting journey. Over the course of four sessions, you'll learn essential quilting techniques and create a beautiful table runner project from start to finish. Each session will focus on a specific skill to build your confidence and expand your abilities.

Skill Level : **Beginner**

Cost : **R 1125.00**

111BC



FMQ 101

Telene Jeffrey

Tues 7th

Morning

A beginner free-motion quilting, hands-on class for absolute beginners. Students will be taught HOW to free-motion quilt with 3 crucial exercises and then move on to a few basic designs. Luckily this class will be meander-free as there are numerous other easier designs to create.

Skill Level : **Beginner**

Cost : **R 300.00**

Kit : **R 193.00**

112H



FMQ Rulers

Telene Jeffrey

Tues 7th
Afternoon

Ruler work is the backbone of great custom free-motion quilting. Students will learn the essentials about rulers, which ruler to start with, stabilize and handle them, do stitch-in-the-ditch and utilize the markings on the rulers. A compact 3-hour class with achievable results and a class sample to take home

Skill Level : **Beginner**

Cost : **R 300.00**

Kit : **R 193.00**

113H



Demo: Deconstructed EPP Tues 7th
Jenny Smith 9:00 - 11:00

Jenny will show you how to design a small quilt using EPP designs and deconstructing it and quilting the design using a sit-down long arm or domestic machine. No hand sewing involved. This class is suitable for ANY machine quilter, domestic machine quilter, stationary machine quilter or frame based longarm quilter.

Skill Level : **All Levels**

Cost : **R 220.00**

Kit : **Included**

114D



Demo: Fabric Collages Tues 7th
Jenny Smith 14:00 - 16:00

Jenny will show you how to make fabric collages using recycled fabric, creating floral shapes. She will also demonstrate how to put your design together and to machine quilt it. This class is suitable for ANY machine quilter, domestic machine quilter, stationary machine quilter or frame based longarm quilter.

Skill Level : **All Levels**

Cost : **R 200.00**

115D



Lecture: TNT: Threads, Needles & Tension

Claire Wallace

Tues 7th
12:30-13:30

This lecture demystifies quilting tension by explaining the roles of needles and thread in stitch formation and encourages quilters to confidently adjust tension themselves. It offers practical guidance suitable for ANY machine quilter - domestic machine, stationary machine or frame-based longarm machine - to achieve consistently perfect tension.

Skill Level : **All Levels**
Cost : **R 135.00**

116L



Jewellery with Silk Cocoons

Elaine Barnard

Tues 7th
9:00-10:00

Create your own unique jewellery using dyed and coloured silk cocoons by combining colours or adding beads for embellishments. Make a pair of earrings or brooch to take home.

Skill Level : **All Levels**
Cost : **R 135.00**
Kit : **R 218.00**

117M



Lecture: Turtles - Rescue, Rehab & Release

Ruth Wright

Tues 7th
12:30-13:30

An endangered group of ancient marine reptiles. They are important keystone species in the world's oceans - playing vital roles in many different marine ecosystems. From coral reefs to sea grass beds and even potentially helping to keep Cape Town's lights on...

What it means to Rescue, Rehabilitate and Release these precious animals and how you can help make a difference to protect and conserve these endangered animals for generations to come.

Cost : **R 70.00**

118L



Using Scraps Creatively

Carole Green

Tues 7th
14:00-15:00

Students will be shown at least 20 different ways to use scraps with many samples of completed blocks and quilts. It will be a fun and interactive talk.

Skill Level : **All Levels**

Cost : **R 135.00**

119M



Doodle 101: Flower Power

Kristin Bowdler

Tues 7th
16:00-17:00

In this workshop you will learn the basics of Doodling and the steps needed to create the Flower Power design. We will practice and experiment on paper before transferring a design onto fabric which can then be quilted at your leisure at home.

Skill Level : **All Levels**

Cost : **R 135.00**

Kit : **R 114.00**

120M



Itty Bitty Bag

May-Gene Terblanche

Tues 7th
9:00-10:00

This useful little triangular bag stores a MOUNTAIN of waste thread. It is also cute for storing jewellery, filling with treats at a place setting or gifting to quilty friends. You will go home and make LOADS of these...

Skill Level : **All Levels**

Cost : **R 190.00**

Kit : **Included**

121B



Dainty Dresden Flower

May-Gene Terblanche

Tues 7th
11:00-12:00

Learn how to make a cute, dainty Dresden flower in this workshop. All pieces are pre-cut and all materials to complete a mug rug are included in the kit.

Skill Level : **All Levels**
Cost : **R 135.00**
Kit : **R 114.00**

122B



Biscornu

Macky Cilliers

Tues 7th
14:00-15:00

You will leave this class with a really stylish pincushion!which makes one wonder why the word "biscornu" is French for "odd" or "bizarre".

A quick and easy gift idea with many fabric and embellishment possibilities.

Skill Level : **All Levels**
Cost : **R 190.00**
Kit : **Included**

123B



QAYG

Carole Green

Tues 7th
16:00-17:00

Learn the easy technique of QAYG using sashing strips. Samples of large quilts will be shown. Finishing can be either by hand or machine, both options will be taught.

Skill Level : **All Levels**
Cost : **R 190.00**
Kit : **Included**

124B



Stitch Guide

Tersia vd Bergh

Wed 8th

Full Day

In this class, students will learn the different stitches using the stitching cards, step by step, after which you will embroider the panel as well as the front and back of the stitch book.


After completing your stitch book using the instruction booklet, it will serve as a beautiful reference for future projects.

Skill Level : **All Levels**

Cost : **R 570.00**

Kit : **R 599.00**

201S



Template Set Hand Piecing

Yolande Swinford-Meyer

Wed 8th

Full Day

This is a class full of design options.... come and enjoy the relaxing art of hand piecing. It's the perfect portable project for group or guild meetings, travelling and moments of no electricity! Design options, colour exploration and planning and the technique of Hand Piecing will all be covered in the class. The finishing of a cushion and how to make and sew on a binding will be demonstrated in the class.

Skill Level : **All Levels**

Cost : **R 570.00**

Kit : **R 239.00**

202S



Corona Star with Kaleidoscopes

Marié du Toit

Wed 8th

Day & Half

With this basic hand-piecing method, students will align 6 sharp points at the kaleidoscope center without a hole. Pieces will be added, pivoting at intersections. Students will learn to create units and sew them into rows using precise pinning. Fabric layering and patch cutting will be demonstrated

Skill Level : **Beginner**

Cost : **R 865.00**

Kit : **R 114.00**

203SH



Scrap Awareness

Paul Schutte

Wed 8th
Day & Half

You will create an abstract composition using strip piecing techniques and leftover fabric from your collection with a range of value from light to dark.

Students will learn how to cut and sub-cut bands of strips to form the building blocks for the composition as well as achieving sharp points.

Skill Level : **All Levels**

Cost : **R 865.00**

204SH



Art Deco on Point

Joy Clark

Wed 8th
Afternoon

Art Deco Table Runner which consists of 2 different blocks which are interchanged on point. We will sew one of each block in class and learn how to join them to form the on-point shape. Learn how to cut and sew with precision. Detailed instruction regarding various methods of quilting will be shown. Delegates will be provided with the pattern with the compliments of "Cotton Craft Designs".

Skill Level : **Beginner**

Cost : **R 300.00**

205H



Stunning Land- or Seascape

Tilly de Harde

Wed 8th
Full Day

Learn how to create realistic land- or seascapes using mostly threads and yarn. The class covers finishing techniques to hide stitches when mounting your artwork on canvas. You'll use fabric and yarn scraps to create a sense of sustainable art, resulting in a completed piece ready to hang.

Skill Level : **All Levels**

Cost : **R 570.00**

Kit : **R 114.00**

206S



Breakdown 2 : Improv Strips & Stripes

Colleen Butler

Wed 8th
Full Day

Learn to create your own 'fabric' using strips of various widths and colours.

This class focuses on experimentation and free-form creation without preconceived ideas. We will also explore other uses for these strip sets in quilting.

FYI - this can be addictive!

Skill Level : **All Levels**

Cost : **R 570.00**

207S



Mystery Table Runner

Antoinette Kriel

Wed 8th
Full Day

Test your sleuthing skills in a fun-filled day of eliminating suspects in order to find the culprit!

This is a perfect opportunity to arrest all your scraps and hold them captive until the mystery is solved (52cm x 133cm). This mystery is an exercise in using values in colour to enhance your design. Use your scrap stash, sorted in light, medium and dark values. Cutting instructions will be provided beforehand to help with the investigation.

The culprit may be completely scrappy or of a curated colour palette or have a seasonal theme - your choice. Be sure to graduate as a super duper detective by the end of the day!

Skill Level : **All Levels**

Cost : **R 570.00**

208S



Funky Protea Posy

Dewald Compion

Wed 8th
Full Day

Learn Foundation Paper Piecing (FPP) in this fun one-day, hands-on workshop. You will make three of my protea designs, each measuring 6" x 6", which can be used for future projects and gain confidence in reading FPP patterns. Tips, tools and techniques will be shared. All patterns and templates included.

Skill Level : **Beginner**

Cost : **R 570.00**

209S



Creativity in a Bag

Macky Cilliers

Wed 8th

Full Day

In this class you will make a very easy pouch bag that you can embellish as much or as little as you want.

You may prefer to go "Vintage" with a gentler choice of colours and embellishments.... lace, pearls, crochet. Perhaps your preference would be "Out of Africa"

Skill Level : **All Levels**

Cost : **R 570.00**

210S



FMQ Rope & Braids

Telene Jeffrey

Wed 8th

Morning


Students will learn the basic guidelines to set out ropes and braids in a straight line and wreath. The stitching path is the other tricky portion, and students will also learn to create 2 different corner designs. Ropes and braids complement any classical style or can be creatively used in more contemporary settings.

Skill Level : **Advanced**

Cost : **R 300.00**

Kit : **R 193.00**

212H



Inktense Mini Stained Glass

Telene Jeffrey

Wed 8th

Afternoon

First quilt, then add colour afterwards. This method does not involve patchwork or applique.

In this class, students will see how coloured wholecloth quilts develop using pencils and paint. The class includes creating 3 small stained glass postcards using three different techniques. No sewing class.

Skill Level : **All Levels**

Cost : **R 300.00**

Kit : **R 296.00**

213H



Demo: Fabric Kaleidoscopes Wed 8th

Jenny Smith 9:00 - 11:00

Jenny will be inspiring students to design Kaleidoscopes using an easy method of applique and quilting using free motion quilting. This class is suitable for ANY machine quilter, domestic machine quilter, stationary machine quilter or frame based longarm quilter.

Skill Level : **All Levels**
 Cost : **R 220.00**
 Kit : **Included**

214D



Demo: Rainbows, Circles and Arches Wed 8th

Jenny Smith 14:00 - 16:00

Curves made easy. Students will get to make one inset circle with no pinning and then the Demo will be designing your quilt and ideas to quilt it. This class is suitable for ANY machine quilter, domestic machine quilter, stationary machine quilter or frame based longarm quilter.

Skill Level : **All Levels**
 Cost : **R 220.00**
 Kit : **Included**

215D



Lecture: Quick & Easy Pantographs Wed 8th

Claire Wallace 12:30-13:30

Pantograph quilting is a quick and affordable method for creating edge-to-edge designs, blocks and borders with a machine on a frame. It is also ideal for learning your machine and gaining confidence before trying free motion quilting.

This session covers the necessary equipment, pantograph types, alignment, quilt advancement, quilting partial rows for clean edges and where to buy pantographs.

Skill Level : **All Levels**
 Cost : **R 135.00**

216L



How to play with Colour

Joy Clark

Wed 8th

9:00-10:00

The idea of this lesson is to take the mystery out of putting colours together. Explore temperature, scale and mood when planning a quilt. Comparison between working with bold modern fabrics versus traditional prints. Creating a pleasing palette for your next quilt can be so much fun.

Skill Level : **All Levels**

Cost : **R 135.00**

Kit : **R 218.00**

217M



Lecture: Restoration of Heritage Quilts in SA.

Bettie van Zyl

Wed 8th

12:30-13:30

Bettie will talk about taking the necessary steps to repair and restore heritage quilts in South Africa including the research during which period it was made, assess the damage and collect suitable fabrics that closely resemble the fabrics. She will also explain the repair procedure.

Cost : **R 70.00**

218L



Funky Flowers

Sue Cameron

Wed 8th

14:00-15:00

In this fun no-sew class, students will learn all the techniques involved in creating this one-of-a-kind collage.

Skill Level : **All Levels**

Cost : **R 135.00**

Kit : **R 218.00**

219M



Fabric Kimonos

Ina Meyer

Wed 8th
16:00-17:00

During the class students will be guided to fold an origami (paper) Kimono.

After that, they will fold one with fabric

Skill Level : **Beginner**
Cost : **R 165.00**
Kit : **Included**

220M



Portrait in Pieces

Veronika Olivier

Wed 8th
Full Day


Inspired by Gustav Klimt's Lady in Gold, this workshop explores textile collage and machine decorative stitches and free-motion with artistic flair. Using a print of the iconic painting combined with rich fabrics, you'll learn layered appliqué techniques and how to make the most of your machine's decorative built-in stitches. The focus is on letting your machine work creatively for you—enhancing textures and adding detail. You'll also incorporate free-motion stitching to echo Klimt's iconic patterns using metallic threads for that signature golden shimmer. A luxurious and expressive art quilting experience!

Skill Level : **All Levels**
Cost : **R 570.00**
Kit : **R 322.00**

221B



Detailed information is available online
www.sewawareness2026.co.za



Founded 1986

Dias Quilters' Guild

*Where art meets thread & friendships
are stitched one quilt at a time*



***40 Years of Quilting
Collaboration & Comraderie***

for more information www.diasquilters.co.za





4-in-1 Hand Applique

Antoinette Kriel

Thur 9th

Full Day

Learn four hand applique techniques in one day: using applique paper and freezer paper, needle turn and reverse applique, plus perfecting stems, leaves, and circles. Enhance your work with embroidery stitches, beads, and buttons. You'll create 4" blocks that can be finished at home into a small wall hanging, cushion, or bag.

Skill Level : **All Levels**

Cost : **R 650.00**

Kit : **Included**

301S



Lone Star Quilt

Yolande Swinford-Meyer

Thur 9th

Full Day

The Lone Star Quilt has been a favourite for over 200 years. Bold, impactful in design, the Lone Star offers each quiltmaker a chance to create a unique, individual quilt. The Lone Star is not just a pattern, it is a whole group of patterns. To fully explore all the colour and design possibilities, we will be doing this project as a Hand Pieced Quilt. In the class we will learn template making, hand piecing skills, fabric choice, fussy cutting and fabric placement.

The requirement for this class support creating a wall hanging size quilt.

Skill Level : **Intermediate**

Cost : **R 580.00**

Kit : **Included**

302S



Creating Depth in a Quilt

Ina Meyer

Thur 9th

Full Day

Students will be guided to draw two versions of their picture. Organza will be painted with Avalon mixture and then left to dry. When dry, they will transfer the main design and start their picture using Inktense crayons. Students will be guided about making the background quilt and then finishing off the organza layer and attaching it to the quilt.

Skill Level : **All Levels**

Cost : **R 570.00**

305S



Fabric Mosaic (Made Easy)

Tilly de Harde

Thur 9th

Full Day

A modern take on Tilly's original design.

This is a very satisfying class to do as students do not realize exactly how it is going to turn out!

They will use their sewing machine's decorative stitches to embellish the fabric. Once that is done, the reveal is too exciting to believe!

Skill Level : **Intermediate**

Cost : **R 570.00**

Kit : **R 145.00**

306S



Quilting meets Fashion

Sandria Meintjies

Thur 9th

Full Day

Bring your quilt of at least 2.25 m² and transform it into a jacket using the pattern I created, which can be adjusted for different sizes and lengths. If you can cut and sew straight, you can make this jacket. You will receive the pattern in class and leave wearing your quilt.

Skill Level : **All Levels**

Cost : **R 570.00**

307S



Seminole Piecing

Leanne Stewart

Thur 9th

Full Day

Learn how to make quilt borders using an ancient technique from the 1700's where the American Creek Indians constructed garments turning colourful fabric strips into horizontal bands. These are ideal to accentuate your quilt borders. You will learn easy and quick techniques that you can apply to your quilt tops creating striking borders.

Skill Level : **Intermediate**

Cost : **R 570.00**

308S



Break with Tradition

May-Gene Terblanche

Thur 9th

Full Day

Learn a modern twist on the Cathedral Windows block technique. In this class, you'll create a 15-inch panel for use on cushions, bags, etc.

Discover fabric effects and get tips for saving time and accuracy. Start immediately with the compulsory kit containing prepared background / frame fabrics and vibrant Kaffe Fassett window squares.

Skill Level : **All Levels**

Cost : **R 570.00**

Kit : **R 492.00**

309S



Straight Line Quilting

Erina von Gordon

Thur 9th

Morning

In this class the student will explore straight line quilting with the walking foot and all its possibilities. Students will be taught the tricks of channel quilting.

Students will also be taught the technique of crosshatch with the Walking Foot and its applications.

Skill Level : **Beginner**

Cost : **R 300.00**

310H



Duckworth Block

Carole Green

Thur 9th

Afternoon

Duckworth block is a version of a Wonky Log Cabin, it can be made with colour coordinated fabrics or go wild with vibrant scraps. The blocks may be joined by QAYG or as a whole quilt.

Skill Level : **All Levels**

Cost : **R 300.00**

Kit : **R 114.00**

311H



Realistic Animal Collage

Mari Strydom

Thur 9th

Full Day

We will create animals using the steam-a-seam fabric collage method. Suitable for beginners. Students will learn to use textured fabrics and raw edge stitching to build their picture. Many useful tips will be shared. Create realistic animals with ease and no stress.

Skill Level : **Beginner**

Cost : **R 570.00**

312S



Quick Upcycle Tote Bag

Telene Jeffrey

Thur 9th

Morning

Everyone has old jeans that don't fit or are stained. In this class, students will upcycle jeans into tote bags using raw-edge applique and FMQ on a longarm machine. Afterwards, they will close the sides and finish the top edge with binding. Join Telene for this enjoyable and creative class

Skill Level : **All Levels**

Cost : **R 300.00**

313H



Inkense Pencil Basic

Macky Cilliers

Thur 9th


Afternoon

Explore the use of Inkense Pencils as Macky guides you through the basics of using them on fabric to add another exciting technique and dimension to your work. A very relaxed stress free class!

Skill Level : **All Levels**

Cost : **R 300.00**

314H



Demo: Seascape

Joy Clark

Thur 9th

9:00 - 11:00

The method for the seascape is done in such a way that it is easy to get a sense of originality in your work whilst working without fusibles or templates and no pattern. Instead, using texture, thread, wool and your imagination combined with the basics of achieving perspective with colour, you will be surprised at how easy it is to create a scenery.

Skill Level : **All Levels**

Cost : **R 200.00**

315D



Demo: Piano Keys & Stencils

Telene Jeffrey

Thur 9th

14:00 - 16:00

Piano Keys are the ultimate complementary design against any organic feature designs.

Students will learn why Piano Keys are effective to resolve fabric fullness, how to quilt it using a ruler with guide markings to keep the angle of line straight, combination of design possibilities and best machine settings required.

Skill Level : **Beginner/Intermediate**

Cost : **R 200.00**

316D



Lecture: 5 Steps to a Beautifully Quilted Quilt

Claire Wallace

Thur 9th

12:30-13:30

Quilts don't always turn out as expected, but this lecture offers 5 key steps to achieve perfectly quilted results. The session covers quilt top construction, choosing backing and batting, loading or basting your quilt sandwich, understanding quilting density and addressing problem areas. This class is ideal for **all** machine quilters, whether using a domestic, stationary or longarm frame-based machine.

Skill Level : **All Levels**

Cost : **R 135.00**

317L



Stitch Meditation

Sue Cameron

Thur 9th

9:00-10:00

Those who need to unwind will enjoy this class. Learn the art of slow stitching in this very relaxing and peaceful handwork workshop.

Skill Level : **All Levels**

Cost : **R 200.00**

Kit : **Included**

318M



Lecture: A Trip around the World

Colleen Butler

Thur 9th

12:30-13:30

Colleen will showcase quilts that she's created that were inspired by her many travels and the international shows, classes & exhibitions she's attended. Whether you're a fellow quilter, a lover of travel or simply enjoy artistic storytelling, this talk offers a vibrant tapestry of experiences stitched together with passion and humour.

Cost : **R 70.00**

319L



Lace in South Africa

Dalene Seymore

Thur 9th

14:00-15:00

In this talk Dalene will explore the history of lace, beginning with its origins in the 16th century. She will then focus on lace in South Africa, starting with the establishment of the first lace school in the early 1900's and including examples from our museums. The final part of the presentation will highlight contemporary South African lace designers.

Skill Level : **All Levels**

Cost : **R 135.00**

320M



Brick Block Quilt

Sue Cameron

Thur 9th
16:00-17:00

In this handwork class, the liberating method of glue basting will be taught. Participants will also learn the construction techniques involved in making these blocks and how to turn the blocks into a quilt.

Skill Level : **Beginner**
Cost : **R 135.00**
Kit : **R 166.00**

321M



Nature's Palette

Dewald Compion

Thur 9th
Full Day

Step into the world of natural colour in this hands-on, immersive botanical dyeing and printing workshop. Using flowers and leaves, you'll learn how to create beautiful, one-of-a-kind prints and dyes on natural fabrics. Perfect for all creatives, you'll leave with your own hand-dyed cotton piece and uniquely printed silk and linen pieces.

Be prepared to be amazed!

Skill Level : **All Levels**
Cost : **R 570.00**
Kit : **R 492.00**

322S



Moonlight Meander

Veronika Olivier

Thur 9th
Full Day

Transform recycled denim and assorted fibres into a textured 3D night garden scene in this imaginative textile workshop. Learn a variety of creative techniques using different presser feet. By combining thread painting, layering, and sculpting effects, you'll bring a moody nighttime garden to life with rich blues, dark textures and shimmering highlights. This project celebrates sustainability and creativity, resulting in a unique mixed media artwork full of depth, contrast and wonder.

Skill Level: **All Levels**
Cost : **R 570.00**
Kit : **R 322.00**

323B



Bloom your own Way

Naomi Smith

Fri 10th

Full Day

Hand painting and hand embroidery are common activities that involve mindful stitching. Inspiration can be sourced from magazines without directly using the images. Naomi will teach you how to derive a colour palette and design ideas from magazine inspirations to create unique artwork.

Skill Level : **All Levels**

Cost : **R 570.00**

Kit : **R 61.00 (Optional)**

401S



Stitch a Portrait

Mariss Stevens

Fri 10th

Full Day

Students will use needle and thread to stitch a silhouette of a figure or group. Rows of running stitch will bring your portrait to life. Learn kantha stitching patterns and transform a favourite picture. Students will leave with new skills and inspiration to finish the portrait, which can be framed.

Skill Level : **Intermediate**

Cost : **R 570.00**

402S



Slow Stitching Textile Landscape Vessels

Elaine Barnard

Fri 10th

Full Day

You will master the art of slow stitching and attaching fabric scraps (printed, painted, stenciled linen, silk, cotton, scrim, lace and felt) onto a vessel base with different embroidery stitches. Embellishments will be added to create your own slow stitching textile landscape vessel by hand.

Skill Level : **Hand Sewing, All Levels**

Cost : **R 570.00**

Kit : **R 270.00**

403S



Modern Grid Quilting

Alet Davy

Fri 10th

Full Day

Four distinct and simple blocks will be arranged on a grid to form your design. Patterns for the blocks will be provided and the technique of stitching curves will be thoroughly explained. Additionally, the class will include discussions on modern quilts and quilting practices.

Skill Level : **All Levels**

Cost : **R 570.00**

404S



Hide & Seek Tucks

Paul Schutte

Fri 10th

Full Day

This class teaches how to create multi-coloured tucks for quilts. You can use this technique in entire quilts or specific sections. Detailed instructions and photos will be provided to complete cutting beforehand.

In class, you will sew the tucks and quilt through all layers to complete a small wall quilt without binding.

Skill Level : **All Levels**

Cost : **R 615.00**

Kit : **Included**

405S



Cape Robin-Chat Fabric Collage & Thread Painting

Tilly de Harde

Fri 10th

Day & Half

Learn fabric collage easily by positioning your fabric correctly and discover thread painting techniques to enhance your artwork. You will learn an easy way to adhere your fabric pieces to the background, defining with thread painting and quilting the finished work. Enjoy a fun class filled with various techniques!

Skill Level : **Intermedaite**

Cost : **R 865.00**

Kit : **R 155.00**

406SH



Interlocked

Carole Green

Fri 10th

Full Day

This striking quilt is made using the Quilt-As-You-Go method, so can be made as small or as large as students require. It can be colour coordinated or scrappy. Either dark or light backgrounds will show off the design.

Skill Level : **All Levels**

Cost : **R 570.00**

407S



Mathemagical Quilt

Shan Fox

Fri 10th

Full Day

This course is an easy and enjoyable class where assembling blocks into a quilt is quick. You can arrange your pieces in any order you prefer as the blocks can be combined in various ways but a format will be provided. Magically and mathematically, they come together perfectly. It's such fun!

Skill Level : **All Levels**

Cost : **R 570.00**

408S



Simple Feathered Star

May-Gene Terblanche

Fri 10th

Full Day

In this technique class we will focus on accuracy and tips and techniques to achieve perfect points. A compulsory kit has all the components pre-cut for you so you can just start having fun! Everything you need to complete this 24in x 24in project (excl. backing fabric) is included in the kit..

Skill Level : **Intermediate**

Cost : **R570.00**

Kit : **R 653.00**

409S



Intermediate Straight & Curved Line Quilting

Erina von Gordon

Fri 10th
Full Day

In this class students will explore quilting with the walking foot and all its possibilities. Students will be taught the tricks and techniques of crosshatch, wavy crosshatch quilting and all its applications, gentle curves such as spirals, concentric quilting and continuous concentric quilting.

Skill Level : **Intermediate**

Cost : **R 570.00**

410S



Multi-Colour Organza Motifs

Mari Strydom

Fri 10th
Morning

Try a new technique with your preferred motif and kit. If free motion stitching isn't for you, straight stitching works too. There are motifs for every style and level. Use the burning technique to create a multi colour motif. Learn what to do with it once done. Start now, they're addictive!

Skill Level : **Intermediate**

Cost : **R 360.00**

Kit : **Included**

411H



Raggity Bag

Mari Strydom

Fri 10th
Afternoon

Want to create your own unique bag? Join us at the Husqvarna Viking Fair workshop. It's a kid-friendly space focused on creativity with sewing machines. If you are a beginner, we will assist you and ensure it's fun. You will leave with your handmade bag.

Skill Level : **Kids Only**

Cost : **R 300.00**

412H



Quilt Doll

Tersia vd Bergh

Fri 10th

Full Day

Come and Join Tersia for a fun-filled day grooming and dressing your readymade doll. You will make her dress and apron in class as well as her accessories (mini quilt & shopping bag). In your kit you will also receive fabric with a printed doll pattern to make, which you can dress and groom as you wish.

Skill Level : **All Levels**

Cost : **R 570.00**

Kit : **R 642.00**

413S



Demo: Feathers & Pebbles

Fri 10th

Telene Jeffrey


9:00 - 11:00

Feathers are the ultimate design and a coveted skillset. Students will learn how to create stunning feathers, quickly, with Telene's tips, tricks and quirky reminders in this fun and satisfying class. The feathers will then be backfilled with wonderful organic pebbles in 2 styles.

Skill Level : **Beginner/Intermediate**

Cost : **R 200.00**

414D



Demo: Freehand Florals & Grids

Fri 10th

Telene Jeffrey

Afternoon

Fun freehand floral designs are versatile and can be used as an all-over design or more formally in borders and feature blocks.

Students will learn 2 flowing floral designs. Set-out points and markings will be discussed.

The florals will be backfilled with wonderful grid-based designs using stencils as a starting point.

Skill Level : **Beginner/Intermediate**

Cost : **R 200.00**

415D



Lecture: Running your own Quilting Business

Claire Wallace

Fri 10th

12:30-13:30

Claire, who has quilted professionally since 2009 and completed over 1,000 quilts, will share practical business tips in this lecture. She will cover machine selection, marketing strategies, service offerings, and of course - the burning issue, what and how to charge! She will be giving valuable advice for both aspiring and current quilting business owners.

Skill Level : **All Levels**
Cost : **R 135.00**

416L



Lecture: The Story of Shweshwe

Helen Bester

Fri 10th

12:30-13:30

Come and listen to this fascinating story of our very own Eastern Cape fabrics.

Now, you might think fabric is just fabric – but our Original THREE CATS Shweshwe would politely disagree.

This cloth has stories to tell and it's not shy about it.

For over 200 years it's been dressing Southern Africa in subtle and bold prints, stiff folds and a little bit of fabric magic.

At Da Gama, we're lucky enough to look after this heritage – choosing new designs, mixing up fresh colours and making sure Shweshwe stays fabulous for both tradition and today.

Cost : **R 70.00**

418L



Delicate Departure

Veronika Olivier

Fri 10th

Full Day

Create a delicate and eye-catching butterfly artwork using free motion embroidery on transparent netting. In this workshop, Veronika Olivier guides you through her easy-to-use, uniquely designed templates—making it fun for all skill levels to master this expressive technique. The final piece is displayed in an embroidery hoop and when hung on a wall, the clear netting gives the magical illusion that the butterfly is floating mid-air. A perfect blend of technique and creativity, this project becomes a beautiful, finished art piece ready to display.

Skill Level : **All Levels**
Cost : **R 570.00**
Kit : **R 271.00**

419B



Lecture: **Quilt Arts of Africa** Fri 10th Marsha MacDowell, PhD 14:00-15:00

In her illustrated presentation, MacDowell will share examples of what makes South African quilt history unique. She will also provide information on how contemporary quilt artists can preserve their own stories through the International Quilt Index - a resource that already makes accessible the South African Quilt Heritage project records.

Cost : R 70.00

420L



THE TENTMAKERS OF **CAIRO**





Sir Turtle of the Sea

Lesley Taylor

Sat 11th

Half Day

The turtle is hand appliqued on his back, with prior embroidery to depict his crusty shell. This is a very modern turtle, as he is beaded for extra effect.

Due to the fact they are an endangered species let's make one in tribute to these darling turtles.

Skill Level : **All Levels**

Cost : **R 300.00**

Kit : **R 218.00**

501H



Wool Pennies

Macky Cilliers

Sat 11th

Half Day

Macky will demonstrate the techniques used to create felt roundels. Basic embroidery stitches are employed, making the embroidery aspect accessible for beginners.

Skill Level : **All Levels**

Cost : **R 300.00**

502H



A Green Butterfly is a Symbol of Happiness

Elaine Barnard

Sat 11th

Half Day

A green butterfly is often associated with happiness, growth and nature. It represents the harmony between the universe and earth. Join me and make your very own green butterfly! This butterfly will be made by hand. You can add your butterfly to a cushion, quilt or wear as a brooch.

Skill Level : **All Levels**

Cost : **R 300.00**

Kit : **R 166.00**

503H



Bright Star

Alet Davy

Sat 11th

Half Day

This class will cover the various foundations used in quilting, including both permanent and temporary options, with examples. No longer cut off corners and seams not matching!

We are then going to make our paper piecing star. The quilt-as-you-go method to join the star blocks together will be explained.

Skill Level : **All Levels**

Cost : **R 300.00**

504H



Fractured Piecing Technique

Naomi Smith

Sat 11th

Half Day

This is a traditional piecing technique with a twist. With this technique in your stash, you can create entire quilts or interesting backgrounds for appliqués.

Skill Level : **All Levels**

Cost : **R 300.00**

Kit : **R 416.00 (Optional)**

505H



String Lattice Quilt

Carole Green

Sat 11th

Half Day

In this fun half day class Carole will guide you to use your scraps to create this quick and easy quilt. It can be made as large or small as needed. Several variation options will be shown in class.

Skill Level : **All Levels**

Cost : **R 300.00**

Kit : **R 114.00**

507H



Quilt Math

May-Gene Terblanche

Sat 11th

Half Day

Learn how much fabric to buy and what size pieces to cut for blocks/quilts if you do not have access to a software design program. We will cover several shapes and quilt blocks, how to calculate fabric quantities when resizing a block, sashing and borders, binding, set-in triangles, corner triangles etc

Skill Level : **All Levels**

Cost : **R 300.00**

509H



Miniature Improv Logs

Sue Cameron

Sat 11th

Half Day

Students will leave this class with a comprehensive knowledge of how to transform their tiniest scraps into the smallest improvisational log cabin blocks. Students will learn how to make the 2" to 3" blocks and join them together, while benefiting from lots of the do's and don'ts of improv.

Skill Level : **All Levels**

Cost : **R 300.00**

510H



Scrappy Cushion

Mari Strydom

Sat 11th

Half Day

Create a funky cushion for your bedroom with various designs to choose from. Using a sewing machine at the Husqvarna Viking Fair, kids can be creative and focus on their projects. You will enjoy learning this new technique.

Skill Level : **Kids Only**

Cost : **R 300.00**

511H



Wonky Grids Sampler

Kristin Bowdler

Sat 11th

Half Day

Students will learn how to create doodles within grids that naturally lend themselves to free motion quilting. Time will be dedicated to teaching the basics of doodling and transferring designs in preparation for quilting. If time allows, participants will begin quilting, either by hand or machine, during class.

Skill Level : **All Levels**

Cost : **R 300.00**

Kit : **R 218.00**

512H



Demo: Magical Wholecloths

Telene Jeffrey

Sat 11th

9:00 - 11:00

We will look at the origins of the wholecloth, its presence today and how each quilter can personalize their wholecloth.

This presentation contains a lot of examples and inspiration with many works from Telene and many other quilters. This class is suitable for ANY quilter.

Skill Level : **All Levels**

Cost : **R 200.00**

513D



Mitred Blocks with Stripey Fabric

Shan Fox

Sat 11th

9:00-10:00


This quick class will enable you to easily learn how to stitch accurate mitred seams using stripey fabrics. You will also learn how to draw up your own size blocks for your future designs.

Skill Level : **All Levels**

Cost : **R 155.00**

Kit : **Included**

514B



Exciting Scraplique

Mari Claase

Sat 11th
10:30-11:30

In this 1-hour workshop I will show and discuss numerous ways to use and create with scraplique. From very simple to more specialized and advanced effects. Scraplique is much more than just a little piece of fabric!! I will show you a lot of different examples. You can try out 4 options on your fabric supplied in your kit.

Skill Level : **All Levels**
Cost : **R 135.00**
Kit : **R 114.00**

515B



Cathedral Window

Danèl Muller

Sat 11th
12:00-13:00

In this one-hour class, you will create a single Cathedral Window block. This simplified quilt design offers a modern take on traditional stained-glass artistry, using a clever single fold instead of intricate hand stitching. Its versatile design encourages quilters to experiment with colour, texture and fabric patterns, making it suitable for both beginners and experienced creators.

Skill Level : **All Levels**
Cost : **R 190.00**
Kit : **Included**

516B

Your Notes



At a Glance - Lunchtime Lectures

Venue: Dem Room

Tuesday 7 July – 118L
12:30 - 13:30

Turtles: Rescue, Rehab and Release
Ruth Wright

Wednesday 8 July – 218L
12:30 - 13:30

Restoration of Heritage Quilts in South Africa
Bettie van Zyl

Thursday 9 July – 319L
12:30 - 13:30

A Trip around the World - a Quilting Adventure
Colleen Butler

Friday 10 July – 418L
12:30 - 13:30

The Story of Shweshwe
Helen Bester

Friday 10 July – 420L
14:00 - 15:00

Quilt Arts of Africa
Marsha MacDowell PhD

Venue: HQSA Lab 1

Tuesday 7 July – 116L
12:30 - 13:30

TNT: Threads, Needles & Tension
Claire Wallace

Wednesday 8 July – 216L
12:30 - 13:30

Quick & Easy Pantographs
Claire Wallace

Thursday 9 July – 317L
12:30 - 13:30

5 Steps to a Beautifully Quilted Quilt
Claire Wallace

Friday 10 July – 416L
12:30 - 13:30

Running your own Quilting Business
Claire Wallace

*"It is in our hands to create a better world,
for all who live in it"*
Nelson Mandela



Acknowledgments

The Festival Committee express their sincere thanks and appreciation to all those who assisted us in making the 23rd South African National Quilt Festival, Sew Awareness, a reality. This would not have been possible without the wonderful support of all our loyal sponsors, vendors, teachers, other guilds as well as all our service providers.

A very special thank you to all our Dias Quilters' Guild members, who have supported and worked incredibly hard with the Festival Committee to make this event possible.



AWARENESS (Noun)

Definition of awareness:

- the quality or state of being aware
- knowledge and understanding that something is happening or exists
- Being mindful of a situation or problem

"The earth is what we all have in common"

Wendell Berry

da Gama
TEXTILES

BERNINA
made to create

**Handi
Quilter**
SOUTH AFRICA

JUKI®
Domestic

**Husqvarna
VIKING®**

PFAFF
Perfection starts here.™

AMAFU
HAND DYED FABRICS

WE QUILT
WE STITCH
Candice Donaldson
0828593339

**SKATKIS
LAP**

Quiltalk
The Shop for Creative People
CK 9308515623

The Fabric Contessa
— PAARL —

**THE
BOBBIN BOX**

THE TENTMAKERS OF
CAIRO

One
OF A KIND YARNS

Loelapples Land
haberdashery

**Rutti
Tutti**
DESIGNS

country
quilting
Marinda de Wet
Villiersdorp
0825778792

Handmade Village Designs
Linda Lovell

PIECE BY PIECE

OLFA®

entre amis.cc
CROSSSTITCH ADDICTS KIDS & CUTEY

**Just Love
stitch**
— ELZEV —
For the love of Cross stitch

Laslaphums
Marie du Toit

**DAUGHTERS
OF UNA**

Sewing-, embroidery-, quilting
and overlocking machines,
all under one umbrella - BERNINA!

BERNINA



made to create

SEWING

EMBROIDERY

QUILTING

OVERLOCKING



BERNINA 335



BERNINA 990



BERNINA L460

Visit your nearest BERNINA dealer or contact BERNINA head office on 011 726 1800, or write to marketing@berninasas.com or visit www.bernina.co.za

made to create **BERNINA**

KEEPING THE WORLD SEWING™



Opal
690Q



Onyx™ | 30



Epic Quilt™ | 97



Opal™
670



Onyx™ | 25

EXPERIENCE THESE SEWING AND EMBROIDERY
MACHINES AT YOUR NEAREST DEALER COUNTRYWIDE.

Contact Us @ 012 998 2581 or 063 724 4504

Made for Sewers, by Sewers™

 **Husqvarna**
VIKING®

www.husqvarna-viking.co.za



Topaz | 55Q